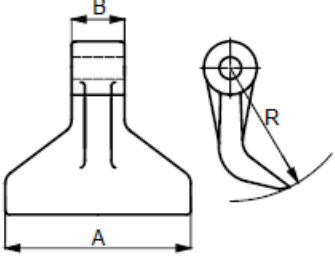
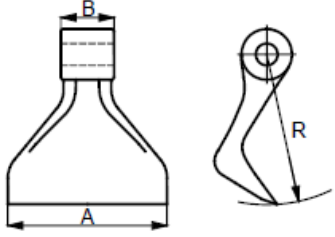
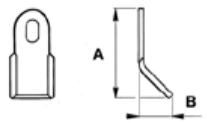


SAMASZ

NR. REF.	RYS.	WYMIARY	ŚR. OTW.	WAGA
Mazza 30/16		A = 140 B = 40 R = 100	—	16,5 1220
Mazza 04/16		A = 120 B = 40 R = 110	—	16,5 1450

NOŻE

Codice Nr. Ref. Nr. Re. Nr. Ref. Nr. Код №		Quote Dimensions Abmessungen Dimensions Размеры mm	Curvatura Curvature Krümmung Courbure Изгиб	Piatto Plate Platte Plaque Профиль mm	Fori Holes Löcher Trous Отверстия Ø mm	Interasse Center distance Achsenabstand Entraxe Расстояние Ø - Ø	Peso Weight Gewicht Poids Вес gr
145004		A = 80 B = 38	—	40x5	27x13	—	120