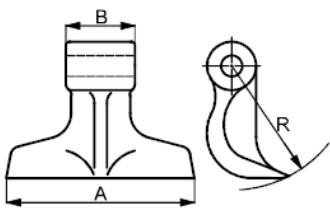
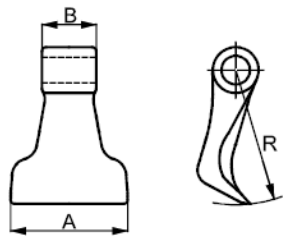
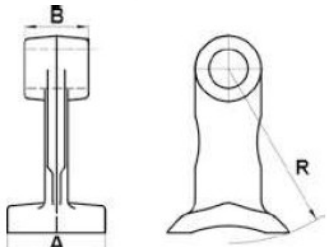


ORSI

NR. REF.	RYS.	WYMIARY	---	ŚR. OTW.	WAGA	---
Mazza 10/20		A = 147 B = 54 R = 97	—	20,5	1740	—
Mazza 37/14		A = 85 B = 40 R = 100	—	14,5	750	—
Mazza 57/25		A = 60 B = 38 R = 135	—	25,5	890	—